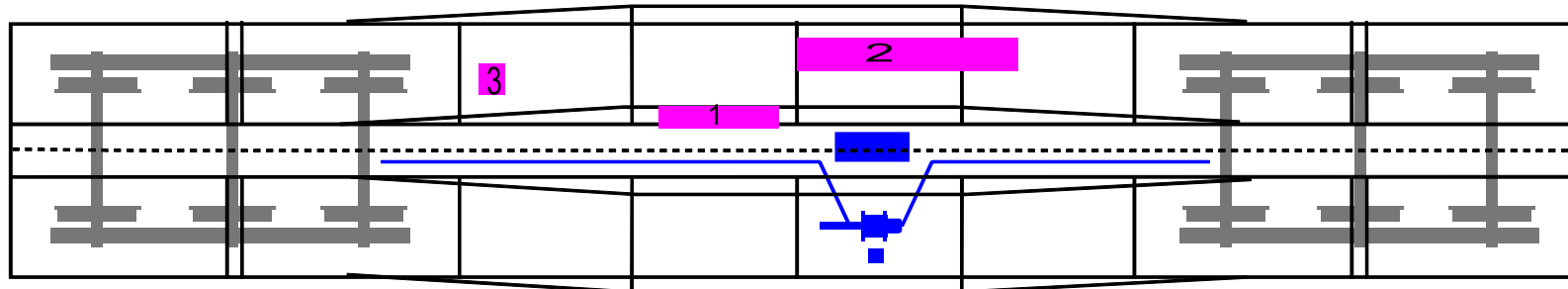
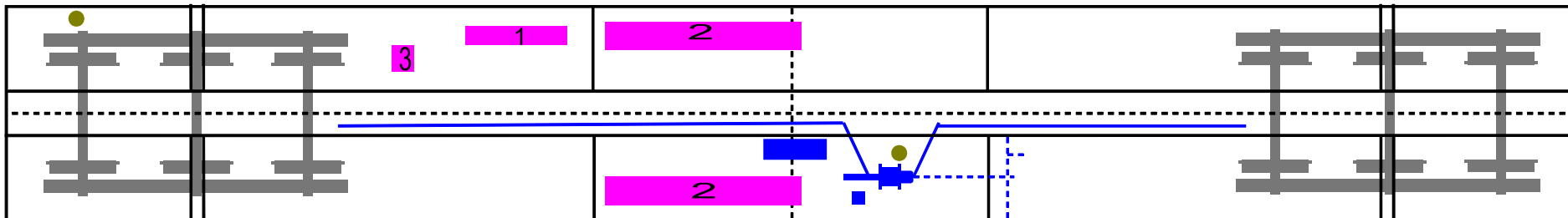


Underframe Schematics for VR CE and BCE Wooden Passenger Vans



CE Van






Key Dimensions
 Length over end sills 60'2"
 Bogie Centres 43'0"
 Length over side sills 9'9"
 Centre sills 12" C section,
 24" apart
 Transoms: 10" C section







BCE Van

Key Dimensions
 Length over end sills 71'0"
 Bogie Centres 53'10"
 Length over side sills 9'9"
 Centre sill fishbelly shape, 26" deep

KEY TO SCHEMATIC

-  Air Reservoir
-  Brake Cylinder
-  Triple Valve
-  Brake Rod
-  Hand Brake Rod

HO Scale. Plan View (viewing from above).

-  1 Fuse Box
-  2 Battery Box
-  3 Generator
-  Poo tube